

Prices for Securities Traded as of 27/08/2021

Printed 27/08/2021 15:03:25.025



PRICES FOR EQUITY SECURITIES TRADED ON 27/08/2021

S/N	COMPANY	PCLOSE	OOPEN	OPEN	HIGH	LOW	%SPREAD	OCLOSE	CLOSE	CHANGE	%CHANGI	TRADES	VOLUME	VALUE
1	ABCTRANS	0.33	-	0.33	-	-	-	-	0.33	-	-	6	81,867	26,983.44
2	ACADEMY	0.39	-	0.39	-	-	-	-	0.39	-	-	7	5,760	2,246.40
3	ACCESS	9.10	-	9.10	9.10	9.05	0.55	9.10	9.10	-	-0.55	119	4,717,460	42,886,898.00
4	AFRIPRUD	6.15	-	6.15	6.15	6.15	-	-	6.15	-	-	23	330,964	2,029,278.80
5	AIICO	1.03	-	1.03	0.98	0.98	-	0.98	0.98	-0.05	-4.85	23	514,062	504,972.25
6	AIRTELAFRI	750.00	-	750.00	-	-	-	-	750.00	-	-	24	46,449	33,117,516.90
7	ARDOVA	15.50	-	15.50	-	-	-	-	15.50	-	-	23	114,996	1,761,414.50
8	BERGER	8.90	-	8.90	-	-	-	-	8.90	-	-	6	6,920	59,812.00
9	BETAGLAS	52.95	-	52.95	-	-	-	-	52.95	-	-	11	93,341	4,675,730.85
10	BOCGAS	11.10	-	11.10	11.80	11.80	-	-	11.80	0.70	6.31	17	200,535	2,362,684.95
11	BUACEMENT	68.00	-	68.00	-	-	-	-	68.00	-	-	30	184,303	11,279,343.60
12	CADBURY	8.50	-	8.50	-	-	-	-	8.50	-	-	15	32,648	277,044.45
13	CAP	19.50	-	19.50	-	-	-	-	19.50	-	-	4	56,000	1,094,800.00
14	CAVERTON	1.85	-	1.85	-	-	-	-	1.85	-	-	2	259	463.84
15	CHAMPION	2.10	-	2.10	2.20	2.20	-	-	2.20	0.10	4.76	19	394,412	863,701.32
16	CHAMS	0.22	0.22	0.22	0.23	0.22	4.35	-	0.22	-	4.55	19	4,611,263	1,048,543.74
17	CHIPLC	0.54	-	0.54	0.56	0.56	-	0.56	0.56	0.02	3.70	9	1,031,610	576,005.00
18	CILEASING	4.70	-	4.70	-	-	-	-	4.70	-	-	5	19,844	87,946.32
19	CONOIL	22.35	-	22.35	-	-	-	-	22.35	-	-	11	2,874	63,269.20
20	CORNERST	0.53	-	0.53	-	-	-	-	0.53	-	-	2	21,944	11,550.88
21	COURTVILLE	0.33	-	0.33	-	-	-	-	0.33	-	-	13	245,124	78,751.19
22	CUSTODIAN	6.35	-	6.35	-	-	-	-	6.35	-	-	13	106,193	648,390.55
23	CUTIX	4.90	-	4.90	-	-	-	-	4.90	-	-	17	171,023	847,251.70
24	CWG	1.25	-	1.25	-	-	-	-	1.25	-	-	1	5	6.80
25	DAARCOMM	0.20	-	0.20	-	-	-	-	0.20	-	-	1	90	18.00

Prices for Securities Traded as of 27/08/2021

Printed 27/08/2021 15:03:25.025

S/N	COMPANY	PCLOSE	OOPEN	OPEN	HIGH	LOW	%SPREAD	OCLOSE	CLOSE	CHANGE	%CHANGI	TRADES	VOLUME	VALUE
26	DANGCEM	249.60	-	249.60	-	-	-	-	249.60	-	-	57	179,292	44,555,801.70
27	DANGSUGAR	17.50	-	17.50	17.85	17.85	-	-	17.85	0.35	2.00	73	741,411	13,261,321.15
28	ELLAHLAKES	4.25	-	4.25	-	-	-	-	4.25	-	-	3	11,852	49,994.70
29	ETERNA	7.50	8.25	8.25	8.25	7.50	9.09	7.50	7.50	-	7.33	152	3,121,056	24,748,916.22
30	ETI	5.45	-	5.45	-	-	-	-	5.45	-	-	16	50,467	275,051.20
31	ETRANZACT	2.05	-	2.05	2.05	1.85	9.76	-	2.05	-	-9.76	24	13,840,748	26,810,399.40
32	FBNH	7.50	-	7.50	7.50	7.50	-	-	7.50	-	-	65	2,175,718	16,293,829.35
33	FCMB	3.07	-	3.07	3.07	2.95	3.91	-	3.07	-	-3.91	26	2,764,630	8,385,558.59
34	FIDELITYBK	2.40	-	2.40	-	-	-	-	2.40	-	-	47	900,023	2,170,601.83
35	FIDSON	6.10	-	6.10	-	-	-	-	6.10	-	-	28	558,790	3,392,737.28
36	FLOURMILL	28.65	-	28.65	29.40	29.00	1.36	-	29.00	0.35	1.22	46	886,613	25,767,079.00
37	FTNCOCOA	0.44	-	0.44	0.48	0.44	8.33	-	0.48	0.04	9.09	44	3,889,478	1,844,308.16
38	GLAXOSMITH	6.80	-	6.80	-	-	-	-	6.80	-	-	6	31,753	205,087.00
39	GTCO	27.80	-	27.80	27.90	27.55	1.25	-	27.55	-0.25	-0.90	244	22,093,634	614,251,467.80
40	GUINEAINS	0.20	-	0.20	-	-	-	-	0.20	-	-	3	25,000	5,000.00
41	GUINNESS	31.00	-	31.00	-	-	-	-	31.00	-	-	42	74,365	2,349,777.35
42	HONYFLOUR	3.46	-	3.46	3.74	3.40	9.09	3.55	3.55	0.09	2.60	158	12,069,674	42,675,907.87
43	IKEJAHOTEL	1.26	-	1.26	-	-	-	-	1.26	-	-	6	62,588	79,926.85
44	INTBREW	4.70	-	4.70	-	-	-	-	4.70	-	-	27	408,744	1,897,204.40
45	JAIZBANK	0.62	-	0.62	0.62	0.62	-	-	0.62	-	-	27	657,084	403,632.13
46	JAPAULGOLD	0.50	-	0.50	0.54	0.50	7.41	-	0.50	-	8.00	16	423,904	220,625.37
47	JBERGER	25.00	-	25.00	-	-	-	-	25.00	-	-	21	142,082	3,551,864.50
48	JOHNHOLT	0.72	-	0.72	-	-	-	-	0.72	-	-	2	2,327	1,699.25
49	LASACO	1.54	-	1.54	-	-	-	-	1.54	-	-	7	124,673	174,921.74
50	LEARNAFRCA	1.41	-	1.41	-	-	-	-	1.41	-	-	3	4,370	6,314.50

Prices for Securities Traded as of 27/08/2021

Printed 27/08/2021 15:03:25.025

S/N	COMPANY	PCLOSE	OOPEN	OPEN	HIGH	LOW	%SPREAD	OCLOSE	CLOSE	CHANGE	%CHANGI	TRADES	VOLUME	VALUE
51	LINKASSURE	0.62	-	0.62	-	-	-	-	0.62	-	-	1	12,500	7,125.00
52	LIVESTOCK	2.11	-	2.11	2.18	2.10	3.67	2.17	2.17	0.06	2.84	47	3,480,964	7,435,869.54
53	MANSARD	0.87	-	0.87	0.88	0.87	1.14	-	0.87	-	1.15	47	9,023,897	7,872,265.61
54	MAYBAKER	4.80	-	4.80	-	-	-	-	4.80	-	-	5	654	2,971.84
55	MBENEFIT	0.33	-	0.33	0.33	0.30	9.09	0.32	0.32	-0.01	-3.03	34	29,261,967	8,868,419.44
56	MORISON	1.69	-	1.69	1.85	1.85	-	-	1.85	0.16	9.47	23	199,683	369,413.55
57	MRS	13.85	-	13.85	-	-	-	-	13.85	-	-	12	33,355	504,719.15
58	MTNN	172.00	-	172.00	172.50	172.50	-	-	172.50	0.50	0.29	113	823,170	141,718,612.30
59	MULTIVERSE	0.20	-	0.20	-	-	-	-	0.20	-	-	1	5,000	1,050.00
60	NAHCO	2.92	-	2.92	2.90	2.83	2.41	-	2.90	-0.02	-0.68	33	1,817,985	5,174,951.97
61	NASCON	15.70	-	15.70	14.60	14.15	3.08	-	14.15	-1.55	-9.87	25	989,456	14,228,237.90
62	NB	52.00	-	52.00	-	-	-	-	52.00	-	-	73	615,696	28,940,408.05
63	NEIMETH	1.99	-	1.99	2.00	2.00	-	-	2.00	0.01	0.50	17	458,729	916,938.00
64	NEM	1.96	-	1.96	-	-	-	-	1.96	-	-	7	56,866	112,109.80
65	NESTLE	1,400.00	-	1,400.00	-	-	-	-	1,400.00	-	-	32	11,072	15,078,250.20
66	NNFM	7.40	-	7.40	-	-	-	-	7.40	-	-	2	8,814	60,040.95
67	NPFMCRFBK	1.90	-	1.90	-	-	-	-	1.90	-	-	10	155,666	280,755.48
68	OANDO	4.72	-	4.72	4.82	4.71	2.28	4.80	4.80	0.08	1.69	78	1,586,865	7,549,002.10
69	OKOMUOIL	110.00	-	110.00	-	-	-	-	110.00	-	-	21	26,162	2,646,116.40
70	PHARMDEKO	1.71	-	1.71	-	-	-	-	1.71	-	-	5	107,100	198,200.00
71	PRESCO	73.00	-	73.00	-	-	-	-	73.00	-	-	20	63,136	4,622,089.30
72	PRESTIGE	0.46	-	0.46	-	-	-	-	0.46	-	-	5	45,701	21,022.46
73	PZ	5.75	-	5.75	-	-	-	-	5.75	-	-	11	31,301	181,794.25
74	REDSTAREX	3.33	-	3.33	-	-	-	-	3.33	-	-	11	87,318	304,436.30
75	REGALINS	0.48	-	0.48	0.48	0.44	8.33	0.48	0.48	-	-4.17	24	6,609,328	3,078,604.52





Prices for Securities Traded as of 27/08/2021

Printed 27/08/2021 15:03:25.025

S/N	COMPANY	PCLOSE	OOPEN	OPEN	HIGH	LOW	%SPREAD	OCLOSE	CLOSE	CHANGE	%CHANGI	TRADES	VOLUME	VALUE
76	RTBRISCOE	0.20	-	0.20	-	-	-	-	0.20	-	-	2	3,020	604.00
77	SCOA	1.44	-	1.44	-	-	-	-	1.44	-	-	3	14,700	21,168.00
78	SEPLAT	759.70	-	759.70	-	-	-	-	759.70	-	-	10	114	80,478.00
79	SFSREIT	67.90	-	67.90	-	-	-	-	67.90	-	-	1	975	69,225.00
80	SKYAVN	3.70	-	3.70	-	-	-	-	3.70	-	-	2	5,045	20,180.00
81	SOVRENINS	0.23	0.23	0.23	0.25	0.23	8.00	0.25	0.25	0.02	8.70	35	11,344,979	2,710,198.00
82	STANBIC	41.00	-	41.00	-	-	-	-	41.00	-	-	48	254,617	9,770,955.65
83	STERLNBANK	1.53	-	1.53	1.54	1.53	0.65	-	1.54	0.01	0.65	23	637,417	980,366.01
84	TOTAL	199.20	-	199.20	-	-	-	-	199.20	-	-	16	29,420	5,698,809.30
85	TRANSCOHOT	4.70	-	4.70	-	-	-	-	4.70	-	-	2	292	1,372.40
86	TRANSCORP	0.95	-	0.95	0.97	0.92	5.15	-	0.92	-0.03	-3.16	159	45,132,732	42,141,025.58
87	TRANSEXPR	0.89	-	0.89	-	-	-	-	0.89	-	-	3	5,093	4,532.97
88	TRIPPLEG	0.96	-	0.96	-	-	-	-	0.96	-	-	1	10	9.00
89	UACN	11.00	-	11.00	11.00	10.95	0.45	10.95	10.95	-0.05	-0.45	29	559,694	6,144,194.00
90	UBA	7.45	-	7.45	7.55	7.45	1.32	-	7.50	0.05	0.67	124	7,178,826	53,866,252.45
91	UBN	5.10	-	5.10	-	-	-	-	5.10	-	-	9	41,577	213,463.55
92	UCAP	7.15	-	7.15	7.17	7.10	0.98	-	7.17	0.02	0.28	101	3,127,270	22,292,111.44
93	UHOMREIT	36.60	-	36.60	-	-	-	-	36.60	-	-	2	1,910	68,760.00
94	UNILEVER	15.00	-	15.00	13.90	13.50	2.88	-	13.50	-1.50	-10.00	39	803,110	10,945,387.40
95	UNITYBNK	0.60	-	0.60	0.60	0.59	1.67	-	0.60	-	-	15	1,037,064	620,369.40
96	UNIVINSURE	0.20	-	0.20	-	-	-	-	0.20	-	-	1	86,690	17,338.00
97	UPDC	1.69	-	1.69	1.84	1.74	5.43	-	1.83	0.14	8.28	92	6,385,583	11,391,982.74
98	UPDCREIT	5.60	-	5.60	-	-	-	-	5.60	-	-	2	39,500	242,925.00
99	VERITASKAP	0.24	-	0.24	0.23	0.23	-	-	0.23	-0.01	-4.17	7	379,500	87,315.00
100	VITAFOAM	16.50	-	16.50	16.40	16.10	1.83	-	16.40	-0.10	-0.61	43	1,168,490	18,891,329.70

Prices for Securities Traded as of 27/08/2021

Printed 27/08/2021 15:03:25.025

S/N	COMPANY	PCLOSE	OOPEN	OPEN	HIGH	LOW	%SPREAD	OCLOSE	CLOSE	CHANGE	%CHANGI	TRADES	VOLUME	VALUE
101	WAPCO	22.00	-	22.00	22.20	22.00	0.90	22.00	22.00		0.91	67	3,476,980	76,526,537.20
102	WAPIC	0.51	-	0.51	0.51	0.51	-	-	0.51		-	21	346,722	176,929.15
103	WEMABANK	0.89	-	0.89	0.89	0.89	-	-	0.89		-	17	691,227	612,998.70
104	ZENITHBANK	24.30	-	24.30	24.45	24.35	0.41	24.40	24.40		0.41	257	16,357,479	399,144,848.65
Total												3,351	232,852,643	1,850,598,722.42

Prices for Securities Traded as of 27/08/2021

Printed 27/08/2021 15:03:25.025

PRICES FOR ETF SECURITIES TRADED ON 27/08/2021

S/N	COMPANY	PCLOSE	OPEN	HIGH	LOW	%SPREAD	CLOSE	CHANGE	%CHANG	TRADES	VOLUME	VALUE
1	STANBICETF30	51.30	51.30	56.43	48.00	14.94	49.15	-2.15 ↓	-4.19	9	14,668	724,992.24
2	VETGOODS	6.01	6.01	6.00	5.66	5.67	5.66	-0.35 ↓	-5.82	2	3,310	19,856.60
3	VETGRIF30	16.79	16.79	16.25	16.25	-	16.25	-0.54 ↓	-3.22	1	10	162.50
4	VETINDEF	19.68	19.68	19.78	19.78	-	19.78	0.10 ↑	0.51	1	10	197.80
Total										13	17,998	745,209.14

Prices for Securities Traded as of 27/08/2021

Printed 27/08/2021 15:03:25.025

PRICES FOR BOND SECURITIES TRADED ON 27/08/2021

<u>S/N</u>	<u>COMPANY</u>	<u>PCLOSE</u>	<u>OPEN</u>	<u>HIGH</u>	<u>LOW</u>	<u>%SPREAD</u>	<u>CLOSE</u>	<u>CHANGE</u>	<u>%CHANGE</u>	<u>TRADES</u>	<u>VOLUME</u>	<u>VALUE</u>
1	FGSUK2027S3	100.00	100.00	100.40	100.40	-	100.40	0.40 ↑	0.40	1	3,800	3,815,200.00
Total										1	3,800	3,815,200.00